

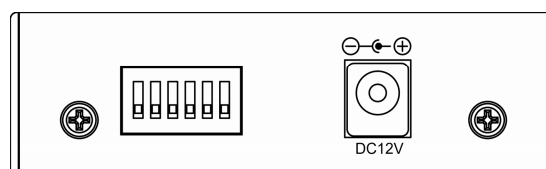
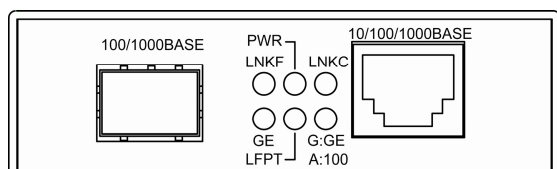
Quick Start Guide

This quick start guide describes how to install and use the Dual Rate SFP media converter. The converter introduced here provides one channel media conversion solution.

Physical Description

Product Overview

Important: Note that XSNet Series manuals may cover multiple models. To establish if a particular feature or specification in this manual applies to the unit at hand, consult the datasheet of the given model.



This Dual Rate SFP media converter is a plug-and-play device. Connect the supplied AC to DC power adaptor to the receptacle on the rear panel of the Dual Rate SFP media converter, and then attach the plug into a standard AC outlet.

DIP Switch

No.	Down	Up	
1	Disable LFPT	Enable LFPT	LFPT: Link-Fault-Pass-Through function
2	Enable Auto-Negotiation for TX port	Enable Force mode for TX port	
3	TX port Force mode: Full-duplex	TX port Force mode: Half-duplex	
4	TX port Force mode: 100Mbps	TX port Force mode: 10Mbps	
5	SFP at 100Mbps	SFP at 1000Mbps	
6	Function reserved	Function reserved	

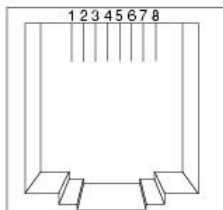
<Note> Power must be off/on after re-setting LFPT function.

The 10/100/1000Base-TX and SFP Connectors

The 10/100/1000Base-TX Connection

The following lists the pinouts of 10/100/1000Base-TX port.

Pin	Label
1	TP0+
2	TP0-
3	TP1+
4	TP2+
5	TP2-
6	TP1-
7	TP3+
8	TP3-



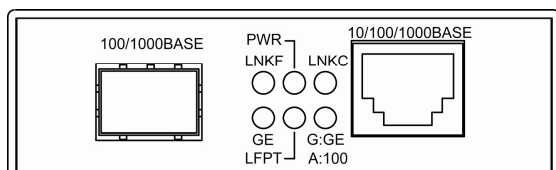
The SFP Connection

The SFP socket for 100Base and 1000Base fiber optic expansion.



For SFP expansion

The Port Status LEDs



LEDs	State	Indication
PWR	Steady	Power on PWR stands for POWER
	Off	Power off
LFPT	Steady	LFPT function enabled
	Off	LFPT function disabled
LNKC	Steady	Copper port: A valid network connection established LNKC stands for LINK/Copper
	Off	No connection
G:GE A:100	Steady	Green: Connection at the speed of 1000Mbps Amber: Connection at the speed of 100Mbps
	Off	Connection at the speed of 10Mbps
LNKF	Steady	Fiber port: A valid network connection established LNKF stands for LINK/Fiber
	Off	No connection
GE	Steady	Force fiber port to 1000Base
	Off	Force fiber port to 100Base

Functional Description

- Complies with IEEE802.3 10Base-T, IEEE802.3u 100Base-TX/FX, IEEE802.3ab 1000Base-T, and IEEE802.3z 1000Base-SX/LX.
- Supports IEEE802.3x Flow control: Flow control for Full-duplex and Back pressure for Half-duplex.
- SFP fiber interface supports 100Base and 1000Base dual rate fiber transmission.
- DIP switch configuration for "Link-Fault-Pass-Through".
- Gigabit transmission supports 9K Bytes jumbo frame.
- 1000Mbps-Auto/Full-duplex, 10/100Mbps-Full/Half-duplex, Auto-Negotiation, Auto-MDI/MDIX.
- Full wire-speed forwarding rate.
- Operating voltage and Max. current consumption: 0.23A @ 12VDC. Power consumption: 2.76W Max.
- Power Supply: 12VDC external universal PSU.
- 0°C to 50°C (32°F to 122°F) operating temperature range.
- Aluminum case.
- Supports Wall Mounting installation.